


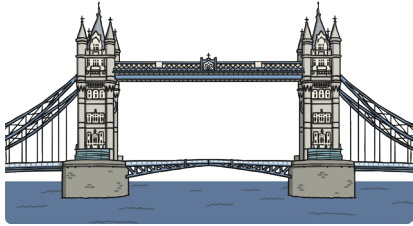












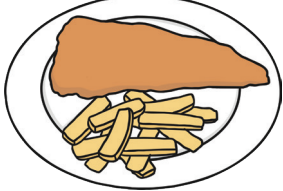
Year 1 English Capital Letters and Full Stop

Learning From Home Activity Booklet

| Statutory Requirements | Activity Sheet | Page Number | Notes |
|--|--|--------------------|--------------|
| Pupils should be taught to use a capital letter for names of people, places, the days of the week, and the personal pronoun 'I'. | Find the Words! | 2 | |
| | Calendar Challenge | 3 | |
| | Professor Punctuation's Challenge | 4 | |
| | Common and Proper Nouns | 5 | |
| Pupils begin to punctuate sentences using a capital letter and full stop. | Add the Full Stops and Capital Letters | 6 | |
| | Correct the Sentences | 7 | |
| | Give It a Go! | 8 | |
| | In the Countryside | 9 | |
| Pupils should be taught to write sentences by saying aloud what they are going to write about and compose a sentence orally before writing it. | Give It a Go! | 8 | |
| | A Parent's Guide to Terminology | 10 | |

Find the Words!

Tick the boxes if you think the word needs a capital letter.

| | | |
|---|---|--|
|  pen <input type="checkbox"/> |  london <input type="checkbox"/> |  fruit <input type="checkbox"/> |
|  cat <input type="checkbox"/> |  ben <input type="checkbox"/> |  spain <input type="checkbox"/> |
|  food <input type="checkbox"/> |  paris <input type="checkbox"/> |  bat <input type="checkbox"/> |
|  chair <input type="checkbox"/> |  christmas <input type="checkbox"/> |  the sun <input type="checkbox"/> |
|  pencils <input type="checkbox"/> |  dinner <input type="checkbox"/> |  fish and chips <input type="checkbox"/> |

Challenge: On a separate sheet of paper, try and use one of the words that you have written with a capital letter in a sentence.

Calendar Challenge



Yolanda Year has been practising spelling the days of the week and the months of the year but she has forgotten one really important thing... they are all proper nouns that should start with a capital letter!

Write each name again so that it starts with a capital letter.

Days of the Week

monday _____

tuesday _____

wednesday _____

thursday _____

friday _____

saturday _____

sunday _____

Months of the Year

january _____

february _____

march _____

april _____

may _____

june _____

july _____

august _____

september _____

october _____

november _____

december _____

Create a Months Poster!

To further practise writing these words and using capital letters, why not make a bright, colourful poster with days of the week and months? This could be displayed in your home to help remember the days of the week and months of the year. There are many Twinkl display calendars that you could model your poster on, e.g. [Minibeast Themed Display Calendar](#) or [Space Themed Display Calendar](#).

Professor Punctuation's Challenge



All the words below are proper nouns and Professor Punctuation has spotted that they should be written with a capital letter. Please help her to correct the words by writing them out correctly. If you get stuck, use the alphabet at the bottom of the page to help you remember what each of the capital letters looks like. The first one has been done for you.

| | | | |
|---------------|--------------|----------|-------|
| paris | <u>Paris</u> | mario | _____ |
| susan | _____ | monday | _____ |
| pacific ocean | _____ | july | _____ |
| spain | _____ | sarah | _____ |
| england | _____ | america | _____ |
| mr brown | _____ | scotland | _____ |
| miss smith | _____ | friday | _____ |
| hope street | _____ | march | _____ |

Fold along the dotted line to hide the alphabet.

| | | | | | | | | | | | | |
|---|---|---|---|---|---|---|---|---|---|---|---|---|
| A | B | C | D | E | F | G | H | I | J | K | L | M |
| a | b | c | d | e | f | g | h | i | j | k | l | m |

| | | | | | | | | | | | | |
|---|---|---|---|---|---|---|---|---|---|---|---|---|
| N | O | P | Q | R | S | T | U | V | W | X | Y | Z |
| n | o | p | q | r | s | t | u | v | w | x | y | z |

Common and Proper Nouns



Help Yolanda Year sort the following words into the correct columns. Correct the proper nouns by adding a capital letter when you place them in the 'Proper Nouns' column. Remember, proper nouns are the names of people, pets, places, days of the week and months.

| Common Nouns | Proper Nouns |
|--------------|--------------|
| | |

tuesday

pen

jack

november

london

africa

table

grass

park

miss brown

molly

game

garden

Add the Full Stops and Capital Letters

A full stop comes at the end of each sentence. Read these sentences. Write each one out correctly with a full stop and capital letters in the right place.

1. sarah and tom got wet in the rain

2. ben went on an adventure

3. jack had six coins in his bag

4. jill sat by the road to wait for her friend

5. mum sat on the big chair

6. susie twisted her long hair into a plait

7. snow drops onto the ground in winter

8. dad made a castle from sand when he went to the beach

Correct the Sentences

Read the sentences below. Professor Punctuation has noticed that there are lots of errors with the capital letters and full stops. Please help her by finding the mistakes and then writing out the sentences correctly.



Remember:

- Full stops come at the end of a sentence.
- Capital letters are used at the start of a sentence and for names of people, pets, places, days of the week and months (proper nouns).
- 'I' on its own is always a capital when you are talking about you!

1. kate fOund her Car keys. in the drawer

2. the qUick fox ran. aWay from thE farmer

3. thE. snow felL off the rOof

4. tim oPened tHe. present aNd saw a new toy

5. the hoRse had a lonG. tail

6. jon And sam haD to wait. for the bus

7. amy Ate hot soup. and bRead for her lunch





8. tilly. haD a cup oF tea

Give It a Go!

Look at the following images. Write a sentence about each picture and what the characters are doing. Remember to use capital letters and full stops. You can choose your own names for the people in the pictures and put them into your sentences.

Remember:

Say each sentence aloud before you write it to check it makes sense.

| | |
|---|-------------------|
|  | <hr/> <hr/> <hr/> |
|  | <hr/> <hr/> <hr/> |
|  | <hr/> <hr/> <hr/> |
|  | <hr/> <hr/> <hr/> |

A Parent's Guide to Terminology

In year 1, your child will begin to learn about grammar. Please use this guide to support your child when completing the activities in this booklet. The terminology used has been taken from the National Curriculum. It is a statutory requirement that children in year 1 learn this terminology, which will support their learning as they move through school.

Noun - Nouns are words that are used for naming people, places, feelings, days, months and objects. They can be categorised into common nouns and proper nouns.

Common Nouns - Common nouns are words for everyday animals, places, things or ideas. They are used to name general items rather than specific ones. For example; boy, girl, pen, table, love, gate, house, field are all examples of common nouns. Common nouns always begin with a lower case letter unless they come at the start of a sentence.

Proper Nouns - A proper noun is a naming word for an individual person, place or organisation. For example; Julie, John, Cadbury, London, Miss Jones are all examples of proper nouns. Proper nouns should always start with a capital letter. Proper nouns also include days of the week and months.

Pronoun - A pronoun is a word that replaces a noun such as he, she, my, you, they, it. The personal pronoun 'I' is used when we are talking about ourselves. It is always capitalised.

Full Stops - Full stops are used to show where a sentence ends. In school, children are encouraged to practise saying a sentence aloud before writing it to ensure it makes sense. Sometimes it is hard for young children to identify when to use a full stop when they begin to write at sentences. Begin by supporting your child to write individual sentences before moving onto a short paragraph.

Year 1 English Capital Letters and Full Stop

Learning From Home Activity Booklet Answers

Find the Words!

London, Ben, Spain, Paris, Christmas

Calendar Challenge

Days of the Week:

Monday, Tuesday, Wednesday, Thursday, Friday, Saturday, Sunday

Months of the Year:

January, February, March, April, May, June, July, August, September, October, November, December

Capital Letters: Professor Punctuation's Challenge

Susan, Pacific Ocean, Spain, England, Mr Brown, Miss Smith, Hope Street, Mario, Monday, July, Sarah, America, Scotland, Friday, March.

Common and Proper Nouns

| Common Nouns | Proper Nouns |
|--|--|
| <ul style="list-style-type: none">• pen• table• grass• park• game• garden | <ul style="list-style-type: none">• Tuesday• Jack• November• London• Africa• Miss Borwn• Molly |

Year 1 English Capital Letters and Full Stop

Learning From Home Activity Booklet Answers

Add the Full Stops and Capital Letters

1. sarah and tom got wet in the rain
Sarah and Tom got wet in the rain.
2. ben went on an adventure
Ben went on an adventure.
3. jack had six coins in his bag
Jack had six coins in his bag.
4. jill sat by the road to wait for her friend
Jill sat by the road to wait for her friend.
5. mum sat on the big chair
Mum sat on the big chair.
6. susie twisted her long hair into a plait
Susie twisted her long hair into a plait.
7. snow drops onto the ground in winter
Snow drops onto the ground in winter.
8. dad made a castle from sand when he went to the beach
Dad made a castle from the sand when he went to the beach.

Correct the Sentences

1. kate fOund her Car keys. in the drawer
Kate found her car keys in the drawer.
2. the qUick fox ran. aWay from thE farmer
The quick fox ran away from the farmer.
3. thE. snow fell off the rOof
The snow fell off the roof.
4. tim oPened thE. present aNd saw a new toy
Tim opened the present and saw a new toy.
5. the hoRse had a lonG. tail
The horse had a long tail.
6. jon And sam haD to wait. for the bus
John and Sam had to wait for the bus.
7. amy Ate hot soup. and bRead for her lunch
Amy ate hot soup and bread for her lunch.
8. tilly. haD a cup oF tea
Tilly had a cup of tea.

In the Countryside!

On Monday, I went for a walk in the countryside. My friend Tom came too. We walked past a field and saw a bull and some sheep. Tom told me to stand in front of the field. He took out his camera and I smiled. He took my picture and we carried on walking. Next we saw the farmer outside his house. He was called Mr Jones. He was feeding corn to all the noisy chickens that ran around his legs. I had a nice time at the farm.