



Biff, Chip and Kipper Stories

# Hide and Seek

Everyone hides in the garden.

© Australia: Beginner Levels 1-2


**OXFORD**  
UNIVERSITY PRESS

**How to get in touch:**

**web** www.oxfordprimary.co.uk  
**email** schools.enquiries.uk@oup.com  
**tel.** +44 (0) 1536 452610  
**fax** +44 (0) 1865 313472

Oxford  
Level 1+

Book Band I Pink



*Biff, Chip and  
Kipper Stories  
Level 1+  
First Sentences*

Hide and Seek  
Look at Me  
Go Away, Floppy  
Reds and Blues  
Big Feet  
Kipper's Diary

ISBN 978-0-19-848063-1



9 780198 480631



Oxford  
Reading  
Tree

# Hide and Seek



Series created by Roderick Hunt and Alex Brychta





Written by Roderick Hunt  
Illustrated by Alex Brychta

### BEFORE READING

#### Talk together

- Look at the cover and read the title together.
- Has your child ever played hide and seek? Ask: *Can you tell me what happens in the game?*
- Look through the book and talk about the pictures.

### About the words in this book

- Your child should be able to sound out and blend some words, which may include:

#### can us dad

- Some words may be more challenging. Encourage or model blending, then read the words below to your child if necessary.

I you see me  
yes we all




### DURING READING

Enjoy the story together.  
If your child needs support to read the words:

- Ask your child to point from left to right under each word whilst reading.
- Model how to sound out and blend new words if necessary.
- If a word is still too tricky, simply say the whole word for your child.
- Use the pictures to talk about the story and learn the meaning of new words.



See the inside back cover  
for more ideas.



Can you see us?






Can you see me?

Yes, I can see you.






Can you see me?

Yes, we can see you.






Can you see me?

Yes, we can see you.





We can all see Dad.

### AFTER READING

- Look at the illustrations again and talk about who was found first, second, next, and so on.
- Ask your child to say where Dad was hiding. Ask: *What happened to Dad?*
- Ask your child to say which hiding place they think is the best.

Text © Roderick Hunt 2000  
Illustrations © Alex Brychta 2000  
First published 2000

This edition published 2011  
ISBN 978-0-19-848063-1

All rights reserved. Photocopying of  
this book is prohibited.

20 19 18 17 16 15 14 13 12 11

Printed in China by Imago

Paper used in the production of this book is  
a natural, recyclable product made from wood  
grown in sustainable forests. The manufacturing  
process conforms to the environmental  
regulations of the country of origin.

**Oxford  
OWL**

**For teachers**  
Helping you with free eBooks, inspirational  
resources, advice and support

**For parents**  
Helping your child's learning  
with free eBooks, essential  
tips and fun activities



[www.oxfordowl.co.uk](http://www.oxfordowl.co.uk)